



PRODUCT SPECIFICATIONS

# 43" 7000XE Series










## 43" Panel Specifications

Size	43"
Panel Type	RGB
Aspect Ratio	16:9
Display Area	37.05" × 20.84"
Resolution	3840(H) × 2160(V)
Pixel Pitch	0.2451 mm × 0.2451 mm
Back Light Unit	ELED
Response Time	8 ms
Refreshing Frequency	60Hz
Display Color	1.07B (10 bit)
Brightness ( <i>typical</i> )	300 cd/m <sup>2</sup>
Contrast Ratio	1200:1
Viewing Angle	178°
Life Time	> 30,000 Hours

## 7000XE SERIES INTERACTIVE PANELS

The all-new 7000XE Series with PCAP technology for superior multi-touch control.

- 
**4K VIEWING EXPERIENCE**
- 
**RICH AUDIO EXPERIENCE**
- 
**INTUITIVE TOUCH EXPERIENCE**
- 
**COLLABORATION SOFTWARE WITHOUT SUBSCRIPTION**
- 
**INTEGRATED DEVICE CASTING**
- 
**PANEL MANAGEMENT WITH VIDEO BROADCAST**
- 
**INTEGRATED MESSAGING AND ALERT NOTIFICATIONS**

**PANEL AUDIO**

Sound Channel	2.1
Output Power	2 × 10W + 15W

**PANEL CONNECTIONS**

HDMI Output	1
USB 2.0 (shared across all inputs)	3
USB 3.0 (shared across all inputs)	3
USB-C port (45W PD)	1
Touch Input	2
HDMI Input	4
VGA Input	1
Audio Input	1
RS232 Port	1
Audio Output	1
RJ45 Port with LAN Pass Through to PC	1
SPDIF	1

**PANEL INTERACTIVITY**

Sensing Type	Capacitive recognition
Compatibility	Windows10/Windows8/Windows7/ WindowsXP/Linux/MacOSX/ Android/Chrome
Touch Point	10 writing, 20 points touch
Minimum Object Size	6mm
Touch Tool	Finger Capacitive stylus
Response Time	≤ 35 ms
Accuracy	± 1 mm 90% area
Palm Rejection	Support
Pressure Sensitivity	Support
Simultaneous Writing	Double writing and double pens
Glass Type	Anti-glare 4mm thick glass
Interpolation Resolution	32768(W) x 32768(D)

**PANEL OPERATING SYSTEM**

System Version	Android 8.0
CPU	Dual core A73 + Dual core A53
GPU	Mali G51×4
RAM	4GB
ROM	32GB

**PANEL AMBIENT**

Operation Temperature	32°F – 104°F
Operation Humidity	10% – 90%
Storage Temperature	-4°F – 140°F
Storage Humidity	10% – 90%
Altitude	Below 16404.2 ft

**POWER**

Power Requirements	100-240V ~ 50/60Hz 3.0A
Standby Power	≤0.5W
Overall Power (nominal power)	300W

**PHYSICAL SPECIFICATION**

Key Location & Number	Right side physical key
Dimension L*W*H	39" × 23.58" × 28.33"
Dimension (package) L*W*H	44.05" × 7.36" × 28.23"
Net Weight	62.28 lbs
Gross Weight	68.23 lbs
Machine + Wall Mount Thickness	4.01" WIB9060G
Wall-hanging Screw Spec	M8 x 25 mm
VESA	400 x 300 mm

**ACCESSORIES**

American Standard Power Cord	USB Touch Cable (Type A-B)
HDMI Cable	Remote Control
Pens	AAA Batteries (2)

## Quick Start Guide

**PC MODULE (OPTIONAL)**

Type	Detachable PC module		
Model	CTI-PCMOD-PC45-ST-i5 CTI-PCMOD-PC47-IG-i7 CTI-PCMOD-PC47-VP-i7		
CPU	Intel® Core™ i5 8400 CPU Intel® Core™ i7 8700 CPU		
RAM	DDR4 8GB   DDR4 16GB		
SSD	128GB   256GB		
Graphics	Integrated Intel® HD UHD Graphics 630 GT 1030 Independent Graphics		
Chipset	Intel® H310   Intel® Q370		
Sound Card	Integrated high definition Audio stereo		
Networking	10/100/1000MB		
WiFi Version	802.11		
WiFi Frequency	2.4GHz		
WiFi Working Distance	0 ~ 10m		
Bluetooth Version	Bluetooth 2.1; 3.0; 4.0		
Bluetooth Working Frequency	2.4GHz		
Bluetooth Working Distance	0 ~ 10m		
Operating System	Not included	Earphone Output	1
USB 2.0   3.0	6	Microphone Input	1
LAN(RJ45)	1	Display Port Output	1
VGA Output	1	HDMI Output	1

**PANEL WARRANTY OPTIONS**

Standard	1 year
Registered	3 year
Optional	5 year